

# Bear Paw Press

Bear Creek Quilt Guild

Volume 30 Issue 4

April 2020

## The President's Piece

*Susie Emmons,  
BCQG President 2020*

“And the people stayed at home.  
And read books, and listened, and rested,  
and exercised, and made art,  
and played games and learned new ways of being, and we were still.  
And listened more deeply.  
Some meditated, some prayed, some danced.  
Some met their shadows.  
And the people began to think differently.  
And some people healed.  
And, in the absence of people living in  
ignorant, dangerous, mindless, and heartless ways, the earth began to heal.

And when the danger passed,  
and the people joined together again, they grieved their losses,  
and made new choices, and dreamed new images,  
and created new ways to live  
and heal the earth fully,  
as they had been healed.”

**Kitty O'Meara, writer**

Members...

The BCQG Board will keep you updated on what is happening in our BCQG world through our Thursday e-blasts.

Should any one of you need something...please don't hesitate to reach out. We are here for our BCQG family during this time of uncertainty.

Thinking of and praying for each one of you daily.  
Please stay home. Stay healthy. And keep making quilts.....it's truly therapeutic!

Good things,  
*Susie Emmons*, BCQG President  
[info@bearcreekquiltguild.com](mailto:info@bearcreekquiltguild.com)

Susie recommends: \*On the Bright Side is a brand new book by Melanie Shankle. It's a short read.

“I have laughed out loud, cried quietly and thought deeply while reading this book. I highly recommend it. BTW, Melanie has written several others and is a member of the NY Bestsellers club!”

## Meeting Location and Time

Living Word Lutheran  
Church , 2031 W.  
Northwest Hwy,  
Grapevine

Guild meetings begin with  
social time from 6:30-7:00.  
Meetings start at 7:00.

## Program

Aleta Mayrose  
1st VP Program

All **guild programs** are on hold until after the corona virus is contained. We will keep you updated.

---

## Retreats/Outings

Kathi Runyan



*Keep your  
bags packed!*

## Annual Guild Quilt Retreat Update Sunset Retreat House New Dates - July 23-26, 2020

Kathi communicated with the Retreat Center on March 25th. As of now, they are closed through April 3, and most likely beyond that for a few weeks. She was able to negotiate another date, later in the summer. We are now scheduled for July 23-26, 2020. We hope all who have signed up will be able to attend on this date. If you are unable to attend, your deposits or payments will be refunded and we'll open the door to some other members to join in.

---

## Bonnie Hunter Club

Kathi Runyan

Keep that chain piecing going at home! When we can get together again we may have lots to show!

Whether or not you are in the Bonnie Hunter Club, join her for the Quilt Sew Along every Monday, beginning this Monday, March 30th. The link to her post:

<https://quiltville.blogspot.com/2020/03/who-is-up-for-sew-in-place-along.html>

She will be instructing, sewing, and entertaining us about life at Quiltville and her sewing adventures.



## COLLECTING (EMPTY) SPOOLS...

Regular size (empty) sewing machine thread spools. NO CONES. Please bring them to future meetings. Thank you!

---

## Sunshine and Shadows

Susie Emmons

Delores Talbott's sister, Janice, passed away recently. She had been suffering from Alzheimers for several years.

Please keep Delores and her family in your prayers.

Send Delores a card and let her know the guild is there for her.

Delores Talbott  
809 DeeDee Creek  
Eules, TX. 76040

## Membership

Chris Sizemore

Without a March meeting, there is no report of visitors or new members from the meeting. However, there is one new member to report:

## New members

Betty Edgell  
1112 Garry Lynne Dr  
Colleyville TX 76034  
Cell 817-721-1215  
Oth 817-498-3651  
[gedgell@verizon.net](mailto:gedgell@verizon.net)

*Editors' Note: I took my first class from this wonderful lady many years ago at the shop on Main Street. Her classes were based on "Quilts! Quilts! Quilts!" Great format for the basics.*

## Birthdays

### April Birthdays

Sandra Hardin	4/1	Angela Hoss	4/18
Mary Nalley	4/3	Amy Cohen	4/19
Dot Lang	4/7	Sheila Busby	4/21
Connie Chi	4/10	Cheryl Hudson	4/28
Elaine Rice	4/13	Michelle Lewis	4/28
Terri Wilson	4/15	Rosalee Weiler	4/30
Kayleen Allen	4/17		

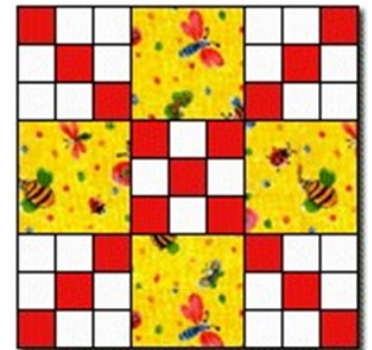
## Block Lotto

Mary Nalley

Welcome to the **March Block Lotto!** Our block this month is titled "Irish Chain". It is an 18" finished block and we will be reproducing this block in shades of **GREEN AND WHITE/OFF WHITE FABRICS.** (not red , white and yellow as pictured). Scrappy is good but no novelty prints on this one! Blocks may contain more than one fabric pattern in each color.

Directions can be accessed at this website:

<http://www.quilterscache.com/I/IrishChainBlock.html>



**NOTE:** A limited number of copies of the directions will be available for those of you who are not able to access the internet. Just let me know you need them and I will email them to you.

Remember, you need only make one block to be eligible to win blocks at the March meeting. You may make more than one if you would like more than one chance at the finished blocks. Fabrics should be quilt quality and finished blocks submitted should measure at least 18 ½". **DO NOT TRIM** your finished block. We will leave that up to the lucky quilter(s) who win(s) the blocks.

Since there was not a March meeting, members will be notified as to when to return the March block. The drawing will take place at the end of that meeting. The winner will have enough blocks for a beautiful quilt project. If we receive an abundance of blocks, that will be great – and there could be more than one winner! Questions should be directed to Mary Nalley at [mary.nalley001@gmail.com](mailto:mary.nalley001@gmail.com). Happy quilting!!!

## Community Service

Debra Heid

As you know, Susie received notification from J.P.S. Hospital that all donations were suspended until further notice to maintain a safe environment for their employees and patients. This also helps my husband and I stay healthy as well. These rules also apply to other hospitals and facilities that we support.

Fortunately, before the new Coronavirus rules kicked in, I was able to make a delivery to J.P.S. at the end of February. (See pictures below). This included 26 baby/childrens quilts, 2 receiving blankets, and 39 baby hats. Additionally, while I was there, the new J.P.S. office manager, April Nash, gave me a tour of their facility office and explained where our donations went. Not only do our quilts go to the NICU and sick children but some of the smaller items (receiving blankets, etc.) are included in a "care" package that are given to new mothers. In one of the photos, you can see blue bags. They contain smaller blankets, onesies, diapers and a small stuffed toy. J.P.S. also tries to ensure the baby has a place of their own to sleep by providing "Pac & Plays" for the baby to use as a crib.

So please, when you are working on your UFOs and using up your stash, keep in mind that there are others that would greatly appreciate a quilt for their child.



"Care" package



April Nash,  
JPS office manager

## Community Service

Debra Heid

### Reaching out by making masks:

I know a lot of our members are already making surgical masks to support our local hospitals/ Nursing Homes, etc. But I thought it would be helpful if we could provide a list of local business that are providing kits for the masks.

**Must Love Fabric** is providing kits to complete and return. Nice article in the local newspaper as well about her efforts.

<https://communityimpact.com/dallas-fort-worth/grapevine-colleyville-southlake/business/2020/03/23/grapevine-business-must-love-fabrics-donates-kits-for-medical-masks/>

**JoAnns** - I confirmed that JoAnn's at 1250 William D Tate Avenue, Grapevine, is also providing fabric kits for masks. They are out of elastic but the kits are to be returned to them and they will add the elastic.

<https://www.wric.com/health/coronavirus/jo-ann-fabrics-and-crafts-stores-working-with-customers-to-make-masks-for-frontline-workers/>

### RE: MAKING MASKS for those in NEED...

As there is a growing need for masks to be made, several members have offered their time, fabric & thread to sew masks, while others have stepped up in other ways. One such member is Lorine Eddleman. Lorine will be collecting and distributing masks made by BCQG members to the American Legion, Chapter 655 as well as the Richland Hills Fire Department.

•**Drop off LOCATION:** PARKING LOT -Living Word Lutheran Church  
(NOTE: Do not go inside church or leave masks at the church. Thank you.)

•**Drop off DAYS:** TUESDAYs and/or THURSDAYs - **Beginning Tuesday, March 31, 2020.**

•**Drop off TIME:** 12 noon-12:30pm

•**KEEP TRACK OF YOUR HOURS, please!**

(NOTE: Tracking Form found in our monthly Newsletters.)

•**MASK DIRECTIONS:** <https://www.youtube.com/watch?v=q2B7Twkh2Sl&feature=share>

**\*NOTE: USE FABRIC TIES NOT ELASTIC.**

**\*NOTE: Clean veggie or trash bag TWIST TIES & PIPE CLEANERS work well for nose piece. Fold ends as not to poke through.**

QUESTIONS: Contact Lorine Eddleman @ [ponder12310@gmail.com](mailto:ponder12310@gmail.com)

-OR- 817-689-9361...please leave a message.

Thank you!



## Quilt Show

Linn Jencopale  
2nd VP Quilt Show

## Quilt Show Boutique

Kayleen Allen

### North Texas Quilt Festival Information

We are keeping our hopes up that we move through this current crisis in time to have a wonderful Quilt Show in August. Get those entries and miniatures going!

Online Entry is in the works. It may be a few days after the date on the form.???????

Linn Jencopale

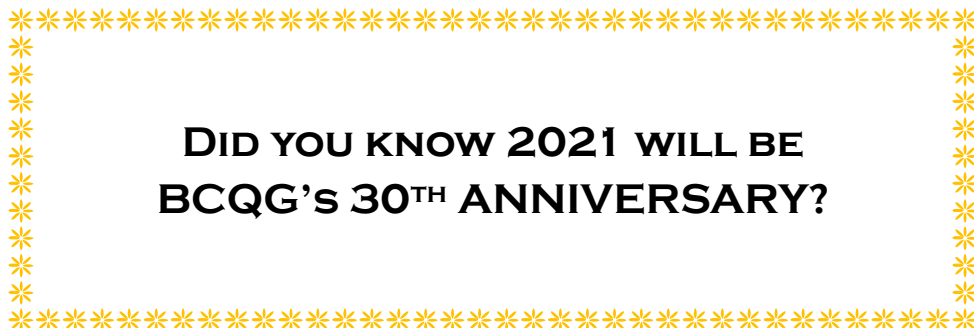
### North Texas Quilt Festival and Original Sewing and Quilt Expo

Just a few reminders about the upcoming North Texas Quilt Festival.

- Dates are Thursday, August 13 - Saturday, August 15, 2020
- Location is Irving Convention Center
- Forms should be online at Original Sewing & Quilt Expo website, [www.sewingexpo.com](http://www.sewingexpo.com), on March 20, 2020.
- Cost to enter a quilt is \$25 to be paid online. You may enter up to 3 quilts
- Last date to enter quilts will be May 15, 2020
- We will be selling tickets at guild meetings for \$10 again. We get most of the proceeds from selling our tickets. Please buy for your family and friends from our guild. Eileen O'Neal will be selling these.
- We will be selling NTQF t-shirts this year with the theme of the show as the design. The theme is "Sing a Song from Fabric." Cost will be \$20 and should be paid upon ordering your shirt. Proceeds from shirts will go to our guild. Eileen O'Neal will be taking orders for these.
- Mona Levingston and JoAnne Sheppard will be heading the miniature quilts for our silent auction. More to come.
- Kayleen Allen is heading the Guild Booth Boutique again this year.
- We will need MANY volunteers during the week of the quilt show. More to follow.
- **The complete 2020 Quilt Entry Instructions and revised Division and Categories are located on pages 14-18.**

If you have any questions, feel free to email Linn at [ljpale@gmail.com](mailto:ljpale@gmail.com)

Hopefully many of our members are using some of this time at home to prepare items for our boutique at the quilt show. If you run out of creative ideas, contact Kayleen at [kayleen\\_allen@yahoo.com](mailto:kayleen_allen@yahoo.com).



**DID YOU KNOW 2021 WILL BE  
BCQG'S 30<sup>TH</sup> ANNIVERSARY?**

## **Guild Board Meeting Minutes**

*Lynn Conklin, Secretary*

### **March 3, 2020, BCQG Board Meeting Minutes Living Word Lutheran Church, Grapevine Texas**

Susie Emmons called the meeting to order at 6:30pm with the following officers and members in attendance: Susie Emmons, Aleta Mayrose, Linn Jencopale, Kay Thomas, Nancy Carr, Lynn Conklin, JoAnne Sheppard, Debra Heid, Sheri Jones, Kayleen Allen, Kathi Runyan, Mary Nalley, Kyle Mills and Lorine Eddleman. Susie opened the meeting with a poem from Mother Theresa. The February board meeting minutes were read and three corrections were made. The word contractor was changed to web designer of our website. The retreat dates were corrected to April 2-5. Only the Bees that have 100% members of the guild will be listed in the directory. Linn moved to accept the corrected minutes. Aleta Mayrose seconded the motion. The motion passed. Lorine Eddleman requested that the board minutes be put in the newsletter. Susie explained that they are in the newsletter every month. Lorine asked who paid for the board retreat in January. Susie explained that the members paid for their own retreat. Lorine wanted to know why only members could be in the bees and why they had to have approval for their own retreats. Susie explained that the handbook states that the bees are a benefit of being a member of the guild. There was discussion and dissension about this at the last board meeting, but it was voted (not unanimously) to keep the rule as it is in the handbook. Bees don't need approval to go on their own retreats. Only bees with 100% membership will be listed in the handbook.

#### **BOARD MEMBER REPORTS**

**1st VP:** Aleta Mayrose looked into a new microphone system, which is lighter weight and sound carries 40 feet. It costs \$224.37. She listed the speakers and workshops for 2021.

**2<sup>ND</sup> VP:** Linn Jencopale has a quilt show meeting March 22. Tee shirt samples will be here at the April meeting. Members may enter their quilts from March 20-May 15. Maximum 3 quilts.

**TREASURER:** Kay Thomas reported that income was \$3793.11, expenses were \$1318.80, for a net income of \$2474.31.

#### **UNFINISHED BUSINESS:**

Mary Nalley reported that the website is close to being ready. Also there was discussion about buying postcards to be used like business card to be handed out at the quilt show and other events. The minimum amount is 1000. Several people thought we needed more than that. There was discussion on how to pay for it. Linn Jencopale made a motion to amend the budget by taking the remaining Properties fund and adding it to miscellaneous. Nancy Carr seconded the motion. The motion passed.

**DIRECTORY/HANDBOOK:** The directory will be submitted for publishing this week. We received \$850.00 in ads. We will order 175 books.

**PO BOX:** The PO Box was moved to Grapevine. The new address is PO BOX 574, Grapevine, Tx, 76099

**SCHOLARSHIP COMMITTEE:** Nancy Carr will head this up.

**BUS TRIP TO DALLAS SHOW:** We were able to get a smaller bus for the 13 people who signed up. Cost is \$10 for the quilt show.

**Guild Board  
Meeting Minutes  
(Continued)**

**(Board Meeting Minutes Continued)**

**INSURANCE AT QUILT SHOW:** Our insurance company needs to know what events we are involved in.

**NEW BUSINESS:**

**NEW BEES:** Some suggested new bees include: Civil war Quilters, Modern Quilters, New member Quilters.

**NEW MEMBER TEA:** After the March meeting we will select a date for the tea. Suggestions included a separate day on the weekend, or before the meeting, possibly to be held at Susie's house.

**UPDATE COMMUNITY SERVICE:** Show a list of all the charities we contribute to.

**COMMITTEE REPORTS:**

**BEE KEEPER:** Kyle will have a list of Bees in the directory

**COMMUNITY SERVICE:** Several deliveries were made this month

**NEWSLETTER:** It's all new and looks good.

**QUILT SHOW BOUTIQUE:** Kayleen reported that there will be another working meeting at her house in May. They are considering making kits for members to finish.

**QUILTS OF VALOR:** The committee is requesting money for batting, thread and quilting. Susie stated that only one quilt per year was expected. If the committee wanted to make more, that is up to them. Kayleen stated that QOV quilters do the quilting for free and send the quilts to the national group to be given out.

**RETREATS AND FIELD TRIPS:** Kathi Runyan reported that the retreat is full and the bus to the Dallas quilt show is full.

**TAQG:** Mary Nalley reported that there is less and less interest and more difficulty in getting volunteers for TAQG. A vote is needed. After some discussion, Linn Jencopale moved to shut down TAQG. Lynn Conklin seconded. The motion passed with one person opposing.

**MEMBERS WHO DIDN'T RENEW:** Susie will send a card to those who didn't renew and tell them we miss them.

The meeting was adjourned at 8:35pm by Susie Emmons

Respectfully submitted by Lynn Conklin





## Show and Tell

Eileen O'Neal

## March "Shelter in Place" Show and Tell Sharing our talents in a new way!

**JoAnne Sheppard:**  
My first 15 masks,  
delivered to Sandra  
Hardin and Susan  
Crow of Days for  
Girls.



**Candy Frobish:** This was my first quilt. We called it the sister quilt. My sisters from Minnesota and California and I used the same pattern with different fabrics. The quilts look completely different from each other.

**Candy Frobish:** I just finished this baby quilt. The double pinwheels were quite an adventure for a new quilter. It's an outdoor motif for a young couple who are avid campers and hunters.



**Nancy Carr:** This quilt was done after I participated in the Quarantine Quilt Along with Gudrun from GE Designs. It was online throughout the entire day on Sunday, March 22. I had fun being a part of something that was global - over 12,000 people watched in over 37 countries.

**Aleta Mayrose:**  
This is what I've  
been working on.



**Lorine Eddleman:** At the suggestion of Mary Nalley I decided I would do a challenge project. A one hour tote. I'm in...but hmm...more than a hour!

**Lorine Eddleman:** Then came a call from the Chaplain at the American Legion I volunteer for. An Oncology Center in Ft. Worth that had no masks, followed by the request from Richland Hills fire dept. I've been making masks ever since.



**Eileen O'Neal:** Apple Core made and quilted by Eileen O'Neal. I used the large apple core template from Missouri Star and two layer cakes. The green border is just an extra row of apple cores.



## March "Shelter in Place" Show and Tell (Continued)



**Mary Hiatt:** My machine is acting up and not handling multiple layers of fabric very well, so the binding ended up wavy (like I didn't want!) I had to practically pull it through the machine. I think it's time for a tune up on that one!

I'm busy making masks for nurse friends and I'll use my 1948 metal heavy Necchi for them next. It will sew through anything!



**Mary Nalley** This was intended for last Christmas, but will work for the next one! I'm going to sandwich it with pure white batting and I have a well-washed white flannel with silver stars for the backing.

**Lucy Suggs:** The bluebonnet quilt measures 18-1/2"x23-1/2". It is adapted from the pattern "Texas Bluebonnets" by Annette Ornelas. I machine quilted it with the feed dogs up in a bluebonnet and dragonfly design.



**Lucy Suggs:** This quilt measures 54"x 50". It was designed and constructed by my sister Wendy and myself. Wendy has traveled extensively and one of her more memorable trips was sailing to Antarctica to celebrate her 50th birthday. We have

named the quilt "Cryosphere", which means the frozen parts of the ocean. After it is quilted we will embellish it with hot fix crystals.


**Betty Reisch:** This is a premade panel for a sewing machine cover. (I appliqued dogs over the cats (which were printed on it.) Dogs



Rule!

**Betty Reisch:** A churn dash started at last year's retreat. Needs a border. Any ideas?

**Betty Reisch:** Jelly roll quilt.



## March "Shelter in Place" Show and Tell (Continued)



**Kyle Mills:** I just finished this baby quilt with paper-pieced dogs for a new grandma!



**Sheri Jones:** My son and his wife are redecorating and wanted a "colorful" quilt. Thus, a Kaffe Fassett diamond quilt! They originally had a queen size, and then decided to get a king. What a challenge to add those diamonds. Susan Boutwell quilted it last week, so now the binding!



**Susie Emmons:** "Market Square"...by Paula Barnes (Red Crinoline Quilts). I constructed Market Square using a combination of Civil War, batiks and woven stripe fabrics in red, greens, and creams. Finished at a recent retreat. Another Christmas quilt! Now it needs to be quilted.

**Beverly  
Corkern**




**Kathi Runyan:** A few things! A mini quilt from Paula Barnes.

Bluebonnet block I picked up at Quiltcon, and Edyta Sitar pillow kit!



**Lynn Conklin:** I made this flap book that I bought at Needle Nook for my niece. Also 4 Lego bags for the boutique. They still need the grommets.



## March "Shelter in Place" Show and Tell (Continued)



**Deborah Kay:** This is a red, white, and pink quilt I've been working on, and it's been a dream. Blocks are from Bear Creek block swap group.




**Deborah Kay:** Another block from the same Bear Creek Group!

**Judy Goldthorp:** I am making bears out of a box of uniforms from Holy Trinity Catholic School in Irving.



**Judy Goldthorp:** The first quilt pattern is Judy in Arabia, made with my Tri Recs ruler. The backing (below) is print fabric squares of leftover flannel from PJ's made for my grandchildren.

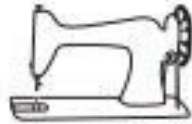


**Judy Goldthorp:** This is a quilt top made in one of my quilting classes at TCC. It was a Mystery Quilt.

**A quote from Judy,** that many of us can probably identify with: "As long as I don't run out of fabric, I will be fine. The chances of me running out of fabric are definitely very slim!"

Need some diversion? Check out the word search on Page 13!

In case your sewing machine gets a little overheated.



## Best Place to Hide Fabric

D N J W M N L W B R Q K Y Z K G B Z R L X  
R M B L K V Y Y N X L X N J I L R N J G Y  
E G I D B X Q J Y Q Y Q K V G K Q R Z R M  
S D Q N R L N D Z N B J E L J K Y Y J R Y  
S N D N T C A M R T L I V N L Y P G R D T  
E F T M I H W C N P T G V X L W G X W R N  
R M L T G Y E L K T Q L P A L M T Y L Z M  
D U T E L V Z B O P T R U N K O F C A R T  
R A N Y H P Z A A N L N T O Y C H E S T M  
A C Y D V S F L M S D A L E M Y P R V T V  
W X L B E R M T Y R E I S N E I D T R N D  
E H M O I R K O Y R N M T T C R S G D D G  
R T A E T V B H O E T V E N I E T B N T L  
S V N N W H A E N R Y N I N H C W T N P P  
J D N Q G M E C D L G C A C T B B B A K D  
W W Z Q P E L S Q L B N R P X D G A D O N  
G L L E B O R J D A T A I W D B N M G M C  
M K R N S Z Q S S R D L V W P O N Z R S X  
D R D E J V Y K P E Y J T L E K O L G G M  
P V T T B J E T C Z B E Y R R S X F J T X  
T J T M T T T P V N T J R N V K D W R N R

LINEN CLOSET

CLOTHES DRYER

BLACK PLASTIC BAGS

FOOD PANTRY

TRUNK OF CAR

TOY CHEST

DRESSER DRAWERS

LAUNDRY HAMPER

PICNIC BASKET

ATTIC

CEDAR CHEST

HANGERS

UNDER BED

IN THE BASEMENT

COAT TREE

GIVE IT TO A FRIEND

SEWING ROOM SHELF

# North Texas Quilt Festival - August 13, 14, & 15, 2020

## 2020 Quilt Entry Instructions

### NTQF Show Calendar

**Event Dates** – Thursday, Friday, and Saturday, August 13, 14, & 15, 2020

**Event Location** – Irving Convention Center at Las Colinas, 500 West Las Colinas Boulevard, Irving, TX 75039

**Quilt Entry/Registration (online only)** – Begins 3/20/20; Ends 5/15/20.

**Registration for Expo Classes and Workshops** – mid-May

**Quilt Check-In/Drop Off** - Monday, August 10, 2020 12:00 – 4:00 pm at Irving Convention Center

**Quilt Pick Up** - Saturday, August 15, 5:45 pm – 7:00 pm

### Entry Requirements

1. All entries, photos and fees must be submitted online at NorthTexasQuiltFestival.com.
2. If assistance is needed, please contact your guild NTQF representative or quilt show chair.
3. A separate Entry with the non-refundable \$25 Entry Fee is required for each quilt entered in the show.
4. Entrant must specify which guild(s) they hold a current membership and must be a member of one or more of these guilds to enter.
5. Each entry must include a color photo of your quilt. A “work-in-progress” photo is acceptable as long as the quilt is recognizable, although a pattern photo is not.
6. All quilts entered must have been completed within the last five years (2015-2020).
7. One quilt entry may be submitted that has been in a previous participating guild show, but not a past NTQF or juried national show.
8. If an entry is withdrawn after July 15 or is not submitted at quilt check-in for the show, the entrant may not be allowed to submit an entry for the next North Texas Quilt Festival.

### General Information

1. Quilts must remain on display for the entire festival and must be clean, in good condition, free of animal hair and smoke.
2. Quilts will be accepted in the order registered with total number of entries limited per the site and participating guild. Each entrant may only enter three (3) quilts with no more than two (2) per category. Please specify order of preference for each entry.
3. Quilt width must be 96” or less due to site limitations. Quilts wider than 96” **WILL NOT** be accepted.
4. Quilts over 90” in height have special sleeve requirements. Please see the sleeve requirements in the Quilt Preparation section.
5. The Show Committee reserves the right to refuse any entry that it deems inappropriate or that does not meet the requirements.
6. Quilts will be placed in size categories by the Show Committee based on the total entries received.
7. Entrants are responsible for their own insurance on all items. The completed Entry Form releases North Texas Quilt Festival and Original Sewing & Quilt Expo, its officers, agents and volunteers from all liability.
8. Ribbons and Awards will be given at the discretion of the Judges and Show Committee to winning quilts, not the maker(s); therefore there will only be one ribbon per award. Merit quilting ribbons will be given to quilts for exemplary hand and machine quilting. Ribbons and/or awards for special attributes may be given from participating guilds, national, and local entities. No prize money is available for 2020 winners.

## Quilt Preparation

1. **Sleeve** – Quilts must have an attached, sewn 4” sleeve. Quilts under 24” may have a 2” sewn attached sleeve. The sleeve should be the same width as the quilt, not including the binding. The sleeve should include ½” of ease and be stitched to the quilt on both the top and bottom of the sleeve. Entries without a sewn sleeve will not be accepted. Quilts longer than 90” require the top of the sleeve to be placed 90” from the bottom of the quilt to ensure that the quilt will not touch the floor when hanging.
2. **Festival Quilt Identity Label** – A quilt label should be sewn on a lower back corner. The label should include: a) the name of the quilt; b) the entrant’s name; c) the entrant’s address; d) the entrant’s phone number. This is a Festival Quilt Identity Label; a personal label does not substitute, unless it includes all of the above information. To ensure impartiality in judging, please apply a fabric flap sewn or carefully safety pinned along the top edge of any label with identification of the maker(s) in order to conceal your personal information.
3. **Fabric Bag** – Each separate entry must be submitted to check-in in a fabric pillowcase or any fabric bag sized to fit your quilt (no plastic bags). The outside of the fabric bag must be clearly labeled with the entrant’s name and phone number in permanent lettering either sewn or in ink.
4. **Quilts requiring special handling/packaging** will not be repackaged into their special packaging. It is up to the entrant to repackage these quilts at Quilt Pick-Up. All quilts must be able to be stacked with other quilts without potential damage to your quilt or any other quilt in the show.

## **Quilt Check-In/Dropoff: Monday, August 10, 2020 12:00 – 4:00 pm At Irving Convention Center at Las Colinas, 500 West Las Colinas Boulevard, Irving, TX 75039**

1. Please have quilts ready for examination at Quilt Check-In for the required Festival Quilt Label and Sleeve.
2. Entries will not be accepted if not in a properly-labeled cloth pillowcase or bag.
3. You will receive a Claim Check for each quilt submitted.
4. If someone else will be picking up your entry, please inform the Check-In Team.
5. Please contact your guild NTQF Representative or arrange with a guild member for assistance in dropping off your quilts during the drop-off hours.

## **Quilt Pick Up: Saturday, August 15, 2020 5:45 pm – 7:00 pm At Irving Convention Center at Las Colinas, 500 West Las Colinas Boulevard, Irving, TX 75039**

1. Must have Claim Check for each quilt you are picking up.
2. If you cannot pick up your quilt, please make arrangements for someone to help you with this. Unclaimed quilts will receive loving foster care until they are reunited with their owners. An after show foster care fee will be charged each day of foster care. The fee is \$10.00 per day per quilt.
3. Quilts requiring special handling/packaging will not be repackaged into their special packaging. It is up to the entrant to repackage these quilts at Quilt Pick-Up. Please allow extra time for pick up as quilts packaged in standard fabric bags will be processed first.

# North Texas Quilt Festival - August 13, 14, & 15, 2020

## 2020 Divisions & Categories

**A separate Entry Form and a separate Entry Fee is required for each quilt entered in the show.**

### **DEFINITIONS**

**Quilt Maker** - NTQF defines the MAKER as the person who made the quilt top. The quilt-top MAKER'S status determines whether a quilt belongs in the Artisan Division or the Master Division. The status of the person who did the quilting plays no part in the Maker's status as Artisan or Master.

**Artisan Division** – If **all** of the following statements are true you may enter in the Artisan Division:

1. I have never classified as a Master in the past.
2. I have never engaged in a quilt event or activity for monetary profit (more than \$2,000 in a year). i.e., I have never formally taught quilting, quilt-related or wearable arts techniques.
3. I have not published a pattern or book on quilt-related techniques within the last 5 years.

**Master Division** – If **any** of the following statements are true you must enter under the Master Division:

1. I have been classified as a Master in the past.
2. I have engaged in a quilt event or activity for monetary profit (more than \$2,000 in a year). i.e., I have formally taught quilting, quilt-related or wearable arts techniques, or quilted professionally.
3. I have published a pattern or book on quilt-related techniques within the last 5 years.
4. I have won a Best of Show and/or lifetime total of two First Place Ribbons, or a combination of, in any quilt show including the NTQF.

**One-Person Quilt** – Only one person did the entire construction of the quilt. The quilt was pieced or appliqued, hand or machine quilted and bound by only one person.

**Two-Person Quilt** – A quilt to which two people contributed work. If someone else did any of the piecing, quilting or binding on a quilt, it automatically belongs in a Two-Person Category.

**Group Quilt** – A quilt to which three or more people contributed work. If three or more people were involved in the piecing, quilting or binding of a quilt, it belongs in a Group Quilt Category.

**Quilting** – All quilts must be hand or machine-quilted. No tied or tacked quilts are allowed with the exception of Crazy Quilts, which may be tied.

---

## **Artisan Division**

### **101. Artisan Pieced Quilt**

Predominately pieced or patchwork. Machine or hand quilted.  
All construction of the quilt and the quilting was done by one person.

### **102. Artisan Applique Quilt**

Predominately applique. Machine or hand quilted.  
All construction of the quilt and the quilting was done by one person.

### **103. Artisan Two-Person Pieced Quilt**

Predominately pieced or patchwork. Machine or hand quilted.  
Two persons were involved in the construction and/or the quilting of the quilt.

### **104. Artisan Two-Person Applique Quilt**

Predominately applique. Machine or hand quilted.  
Two persons were involved in the construction and/or the quilting of the quilt.



## Master Division

### 201. Master Pieced Quilt

Predominately pieced or patchwork. Machine or hand quilted.  
All construction of the quilt and the quilting was done by one person.

### 202. Master Applique Quilt

Predominately applique. Machine or hand quilted.  
All construction of the quilt and the quilting was done by one person.

### 203. Master Two-Person Pieced Quilt

Predominately pieced or patchwork. Machine or hand quilted.  
Two persons were involved in the construction and/or the quilting of the quilt.

### 204. Master Two-Person Applique Quilt

Predominately applique. Machine or hand quilted.  
Two persons were involved in the construction and/or the quilting of the quilt.

---

## Open Division – These categories are not classified by Artisan or Master

### 301. Art Quilt

An original quilt that incorporates the use of one or more of the following: creative concepts, colors, fabrics, surface embellishments, pictorial imagery, abstract design, or landscape scenery. May be the work of one or more persons.

### 302. Modern Quilt, One Person

A quilt that incorporates improvisational or traditional piecing with high-contrast; alternate grid work; minimalism, asymmetry and/or expansive negative space. All construction of the quilt and the quilting of the quilt was done by only one person.

### 303. Modern Quilt, Two or More Persons

A quilt that incorporates improvisational or traditional piecing with high-contrast; alternate grid work; minimalism, asymmetry and/or expansive negative space. May be the work of two or more persons.

### 304. Other/Mixed Techniques

A quilt using one or more of the following techniques and doesn't fit into the pieced, applique, or art categories. Includes the use of household and/or antique linens used as the top or blocks, machine or hand embroidery, cathedral windows, crazy quilts, digitized printing, painted, redwork, wholecloth, and yo-yos. May be the work of one or more persons.

### 305-A. Group Quilt-Applique

A quilt to which three or more persons contributed work to the construction of the quilt; specifically work considered in judged criteria: block creation and assembly, binding, and/or quilting by others. This includes quilts created with blocks received in a block exchange.

### 305-B. Group Quilt-Pieced

A quilt to which three or more persons contributed work to the construction of the quilt; specifically work considered in judged criteria: block creation and assembly, binding, and/or quilting by others. This includes quilts created with blocks received in a block exchange.

### 306. Kit or Block of the Month One Person Quilt

A quilt composed of pattern(s) and fabrics packaged for retail sale. Modifications to the kit do not change the status of the quilt to a different category. All construction of the quilt and the quilting of the quilt was done by only one person.

### 307. Kit or Block of the Month Two or More Person Quilt

A quilt composed of pattern(s) and fabrics packaged for retail sale. Modifications to the kit do not change the status of the quilt to a different category. Two or more persons were involved in the construction and/or the quilting of the quilt.

**308. Miniature Quilts**

A quilt in which the size is no more than 24" on a side. An individual block within the quilt is not larger than 4".

**309. Chairman Challenge Quilts – 2020 Show Theme: Sing Your Song in Fabric.**

A quilt of any construction technique that is an interpretation of the theme, "Sing Your Song in Fabric" and clearly depicts a connection to the theme.

---

**Junior Division – These categories are not classified by Artisan or Master**

NTQF is featuring a Junior Showcase of items created by North Texas youth. There is a limited amount of space to showcase these so they will be limited in number. The Entry Fee for these items will be \$10 for the Junior Entrant. The additional \$15 will be subsidized by private donations. There will be events held around the North Texas area to offer any assistance to a junior who needs help creating their item.

**310. Junior Quilt – Age up to 9**

A quilt of any technique constructed by a person 9 years old or younger. Limited assistance by an adult is acceptable.

**311. Junior Quilt – Age 10 to 13**

A quilt of any technique constructed by a person between 10 and 13 years old. Limited assistance by an adult is acceptable.

**312. Junior Quilt – Age 14 to 17**

A quilt of any technique constructed by a person between 14 and 17 years old. Limited assistance by an adult is acceptable.

**313. Junior Stitched Item – Age up to 9**

An item created by stitching fabric. Examples are Stuffed animals, bags, home décor items, clothing item. Limited assistance by an adult is acceptable.

**314. Junior Stitched Item – Age 10 to 13**

An item created by stitching fabric. Examples are Stuffed animals, bags, home décor items, clothing item. Limited assistance by an adult is acceptable.

**315. Junior Stitched Item – Age 14 to 17**

An item created by stitching fabric. Examples are Stuffed animals, bags, home décor items, clothing item. Limited assistance by an adult is acceptable.

**Quilt Shows and  
Other Activities**

**Mark Your  
Calendars...plan a road  
trip!**

**Gun Barrel Quilters' Guild - "Starstruck"**

April 24-25, 2020 - Friday 9am-5pm, Sat. 9-4pm

The CR Legacy Event Center, 2205 W. Main, Gun Barrel City, TX

[gunbarrelquiltersguild.org](http://gunbarrelquiltersguild.org)

**Paris, Texas Quilt Show 2020 - "Eiffel in Love with Quilts"**

**Red River Valley Quilt Guild**

**Cancelled** - Rescheduled for May 7-8, 2021

Love Civic Center, 2025 S. Collegiate Dr., Paris, TX

[www.parisquiltshow.com](http://www.parisquiltshow.com)

**TAQG Rally Day, presented by Texas Association of Quilt Guilds**

Classes, July 8-10, 2020

**TAQG Rally Day**

July 11, 2020

Sunnyvale First Baptist Church

3018 N. Beltline, Sunnyvale, TX

[taqg.org](http://taqg.org)

**Plano Quilt Show**

August 7-8, 2020

Plano Event Center, 2000 E. Spring Creek Pkwy, Plano, TX

<https://www.qgplano.org/quilt-show/plano-quilt-show/>

**Bear Creek Quilt Guild, North Texas Quilt Festival and Original  
Sewing and Quilt Expo**

August 13-15, 2020

Irving Convention Center at Las Colinas

500 West Las Colinas Blvd, Irving TX

**International Quilt Festival**

October 29 - November 1, 2020

George R. Brown Convention Center; Houston, TX

<http://www.quilts.com/quilt-festival-houston.html>

### Volunteer Hours Report

Month:

	Description: Piece a quilt, Quilt a quilt, Bind a quilt, Cutting/Sorting, Pillowcases, Baby Caps, Other	# of items	Hours	Delivered to:
1				
2				
3				
4				
5				
6				
7				
8				
9				
10				
11				
12				
13				
14				
15				
16				
17				
18				
19				
20				
21				
22				



**HONEYCOMB QUILTING**  
**940-784-3233**  
[hcquilting@gmail.com](mailto:hcquilting@gmail.com)  
[honeycombquilting.com](http://honeycombquilting.com)

11716 Netleaf Ln.  
Ft. Worth, TX 76244

Laurie Brady 503-312-5296



***Welcome Home Retreat***  
A Quilting, Scrapbooking, & Crafting Retreat for Ladies  
Country Atmosphere, but Close to the City

- \* Three Crafting Rooms
- \* Design Walls
- \* Cutting Tables
- \* Ironing Boards
- \* Six Foot Tables
- \* Home Cooked Meals

***NO MINIMUM GROUP SIZE!!!***  
**817-709-6338**  
[www.welcomehomeretreat.com](http://www.welcomehomeretreat.com)

Welcome Home Retreat is a crafting/quilting retreat for ladies. We are located three miles south of Weatherford, TX off of Tin Top Rd.

### **Members in the News**

If your quilt has made news recently, email a picture of you and the quilt to [sherij43@verizon.net](mailto:sherij43@verizon.net)

### **Bee News**

If you have an activity or picture for "Bee News", send to Kyle Mills [l30kyle@gmail.com](mailto:l30kyle@gmail.com)  
Phone 817-996-4834.

Contact Kyle if you are interested in joining or starting a Bee.

### **NEWSLETTER**

Deadline for the newsletter is  
**the 23rd of the month.**

Please send all articles worded as you would like them printed to Sheri Jones  
[sherij43@verizon.net](mailto:sherij43@verizon.net)

### **ADVERTISEMENT RATES**

Advertisements may be submitted electronically or by camera-ready art on or before the 25th of each month. Advertisements must be paid in advance. If you are interested, please contact via phone, email or mail:

Sheri Jones  
2966 Majestic Oak Dr.  
Grapevine, Texas 76051  
817-481-2484 (home) 817-320-2575 (mobile)  
[sherij43@verizon.net](mailto:sherij43@verizon.net)

Size	1 month	3 months	6 months
Business Card	\$ 7.00	\$ 20.00	\$ 40.00
1/4 page	14.00	40.00	80.00
1/2 page	28.00	80.00	160.00

### **BCQG OFFICERS 2020**

President	Susie Emmons	817-832-1586
1 <sup>st</sup> VP Programs	Aleta Mayrose	682-429-8351
2nd VP Quilt Show	Linn Jencopale	817-431-9674
Secretary	Lynn Conklin	817-488-6331
Treasurer	Kay Thomas	214-228-8032
Past President	Nancy Carr	817-995-7991

### **COMMITTEE CHAIRS 2020**

Beekeeper	Kyle Mills	817-996-4834
Communications	JoAnne Sheppard	817-673-9483
Community Service	Debra Heid	817-600-1229
Hospitality	_____	_____
Magazines	Lauren Friend	817-479-7128
Membership	Chris Sizemore	678-485-1070
New Member Liaison	Beth Gerth	817-272-2245
Newsletter	Sheri Jones	817-481-2474
Opportunity Table	Doris Schjelderup	817-562-1741
Quilt Show Boutique	Kayleen Allen	817-729-9309
Quilt Show Mini Quilts	Mona Levingston	817-235-9188
Quilts of Valor	Beverly Douglas	813-838-6533
Retreats/Field Trips	Kathi Runyan	817-488-7577
Show & Tell	Eileen O'Neal	817-726-7687
Sunshine & Shadows	Susie Emmons	817-832-1586
TAQG	Mary Nalley	817-937-4356
Webmaster	Mary Nalley	817-937-4356